









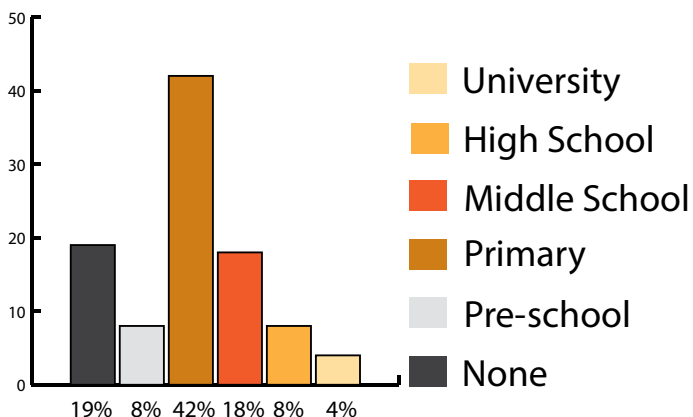
SOCIO-DEMOGRAPHIC ASPECTS OF TARGET POPULATION

Illuméxico is a social enterprise that works with energy access for rural population in Mexico. Up to date, we have installed over 1700 solar home systems in 11 states in the country. In order to better understand the profile of our population and target customers, we have developed a census of each of the users that request a solar home system during our programs, in order to evaluate the following aspects:






Basic Population Characteristics

Gender Profile		52%
		48%
Indigenous Population		59%
Literacy Rate		71%
Average Monthly Income		MXN \$2,000
		USD \$153.85
Receives Government Support		52%
Economically Inactive Women		78%

Level of Education








Household Profile and Access to Services

	Average Population / Household		4.2
	Rooms/households		1.6
	Dirt Floor		91%
	Household Material	Concrete	16%
		Wood	63%
		Metal	2%
		Adobe	16%
		Straw/Bambu	3%
	Roof Material	Carton	9%
		Tiled	45%
Concrete		7%	
Palm		39%	
	Tubed Water		25%
	Water from River/Deposit		72%
	Drinkable Water (Filtered or Demijohn)		26%
	Cost of Drinking Water (USD/Month)		\$6.60
	Sanitation	Latrine	66%
Sewage		6%	
None		28%	
	Burned	94%	
	Recycled	4%	
	Garbage Truck	3%	
	Firewood	92.5%	
	Gas	7.5%	
	NO Acces to Energy*		83%

*17% have a partial or poor quality access






Communication Acces

Mobile Phone		24%
Radio		28%
Television		26%
Internet		3%
Phone Service		18%
<p>In order to obtain these services, the population walks an average of 46 minutes and spends \$1.5 USD per week</p>		

Estados de Incidencia



Energy Consumption

Lighting Source		% of population	Units x Month	Monthly Cost (USD/Month)	Hours of Use
Diesel/Kerosene Lamps		20%	6.67 Liters	\$6.50 - \$8.00	3.2 h/night
Candles		43%	20.12 pieces	\$5.80 - \$7.00	
Ocote Pine Resin		23%	24.71 pieces	Deforestation	
Gas Generator		3%	7.20 Liters	\$6.50- \$8.50	
Battery Powered Devices		11%			

In order to obtain these services 86% of the population walks, spending over 1.5 hours every week